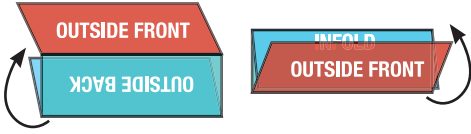
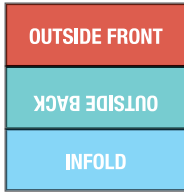


TAB

TAB



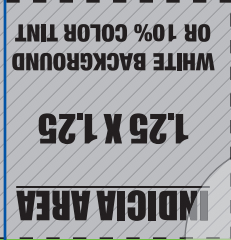
FINISHED SIZE - 4.6875X8.5
WITH BLEED - 8.625X14.125

OUTSIDE FRONT

TOTAL AREA 4" X 2.5"



OUTSIDE BACK



TAB

TAB

GREEN LINES ARE THE FOLD LINES

THIS IS WHERE THE JOB WILL BE FOLDED

BLACK LINE IS THE BLEED LINE

BACKGROUNDS AND IMAGES THAT BLEED OFF MUST EXTEND TO THIS LINE

RED LINE IS THE CUT LINE

THIS IS WHERE THE FINISHED PRODUCT WILL BE CUT

BLUE LINE IS THE SAFETY LINE

ANYTHING THAT IS NOT GETTING CUT MUST BE INSIDE THIS LINE

INFOLD PANEL